



Locating IEEE Materials in the ACM Digital Library

The [ACM Digital Library](#) is one of the University of Fairfax's premier computer science databases. Produced by the Association for Computing Machinery, the ACM Digital Library contains a wealth of full text journal articles, transactions, and conference proceedings, including a variety of resources published by the Institute of Electrical and Electronics Engineers (IEEE). This handout provides a set of step-by-step instructions on how to locate IEEE materials in the ACM Digital Library.

Refine Results by Publisher

After you conduct a search, you can quickly find any IEEE materials that match your search query by limiting your results by publisher.

- On the search results page, under *Refine By Publications*:
 - Click on the link for *Publishers*, and a drop-down list of publishers will appear. If your search query matches any materials from IEEE publishers, those publishers will appear in the list (see Image 1). Click on the publisher's name to view the relevant results. You will only be able to view results from one publisher at a time.

The screenshot shows the ACM Digital Library search results page for the query "information technology risk assessment". The page displays 258,360 results found. On the left side, there is a "Refine by Publications" section with a dropdown menu for "Publishers". The dropdown menu is open, showing a list of publishers including "IEEE Computer Society (8153)", "IEEE Press (8065)", "Association for Computational Linguistics (7426)", "Winter Simulation Conference (3116)", "Springer-Verlag (2530)", "IEEE Computer Society Press (2373)", and "Australian Computer Society". The main search results area shows two results. Result 1 is "Study on information technology, automation, and the workplace" published by the Office of Technology Assessment in December 1981. Result 2 is "Information technology and its impact on American education" published by the Office of Technology Assessment in June 1982. Both results include bibliometric data and options for full text availability (PDF) and result highlights.

Image 1: Search results page with publisher options shown.



- Once you have selected a publisher, you can modify your search query in the main search bar at the top of the page and you will continue to retrieve results within the publication that you have selected.
- You may remove the publisher refinement at any time by clicking on the link to *remove all* refinements at the top of the results page (see Image 2).

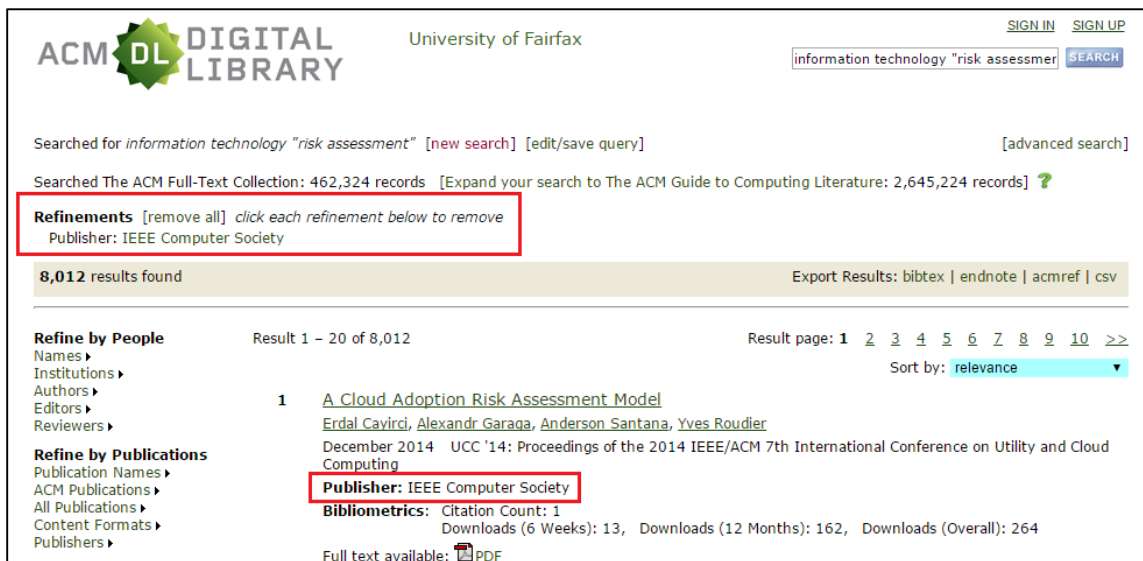


Image 2: Searching within a publisher with refinements shown.

Advanced Search – Publisher Search

You can also use the Advanced Search option to search for materials from a particular publisher. This tool is best used when you already know the name of the publisher in which you are interested.

- A link to the advanced search page is located on the ACM Digital Library landing page as well as on the search results page.
- On the advanced search page, enter your search terms in one (or more) row.
- To add a publisher to your search query:
 - Click on the + button to add a new row.
 - Select *Publisher* from the first drop-down field of the new row.
 - Enter the publisher's name in the new row's search bar (see Image 3).
 - This tool is best used when you know at least all or part of a publisher's name, so be as specific as possible. You can search for multiple IEEE publications by entering "IEEE" in the search bar.
- Click *Search*.



ACM DL DIGITAL LIBRARY University of Fairfax [SIGN IN](#) [SIGN UP](#)

Advanced Search

Select items from ?

Where matches all of the following words or phrases: - +

Where matches all of the following words or phrases: - +

[\[sign in required to save query\]](#) [\[show query syntax\]](#)

Image 3: The Advanced Search page, with an additional row for a Publisher search added.

Browse by Publisher

You can also locate IEEE publishers, transactions, and conference proceedings by browsing the list of publishers in the Digital Library.

- From the ACM Digital Library landing page, click on the link to *Browse all literature by Publisher*, located on the right-hand side of the screen (see Image 4).

[Advanced Search](#)

Browse the ACM Publications:

- [Journals/Transactions](#)
- [Magazines](#)
- [Proceedings](#)
- [ACM Books](#)

Browse the Special Interest Groups:

- [Special Interest Groups \(SIGs\)](#)

Browse the Conferences:

- [Recent and Upcoming Conferences](#)
- [Conference Listing](#)

Browse the Special Collections:

- [eBooks](#) available to ACM Members
- [ACM International Conference Proceeding Series \(ICPS\)](#)
- [Classic Book Series](#)
- [ACM Oral History interviews](#)
- [ACM Curricula Recommendations](#)
- [NSF Workshop Reports](#)

Browse the [Hosted Content](#)

Browse all literature by type

Browse all literature by [Publisher](#)

Browse by the [ACM Computing Classification System](#)

Image 4: Browse all literature by Publisher



- This will take you to a new page with a full alphabetical listing of publishers (see Image 5). Click on the 'I' tab and scroll down to view IEEE publishers.

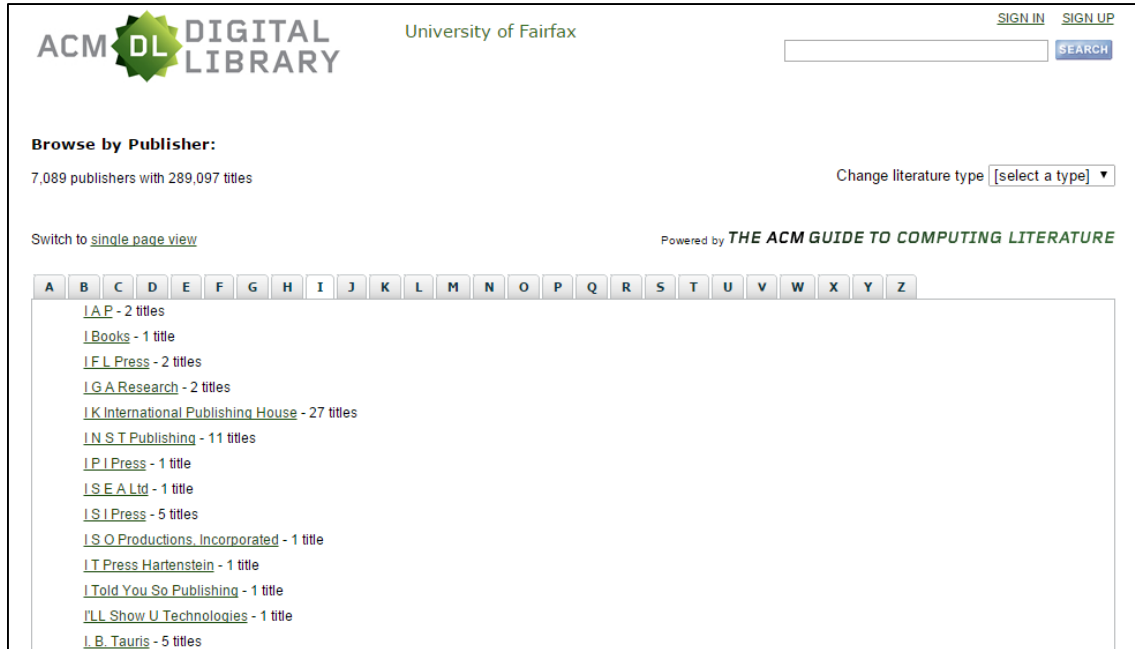


Image 5: Browse by Publisher page, with the 'I' tab selected.

- Click on the link for a particular publisher to browse all the titles from that publisher on a new page (see Image 6). Clicking on the link to a title will take you to a detailed item view of the resource, including to a table of contents with links to the full text, when available.

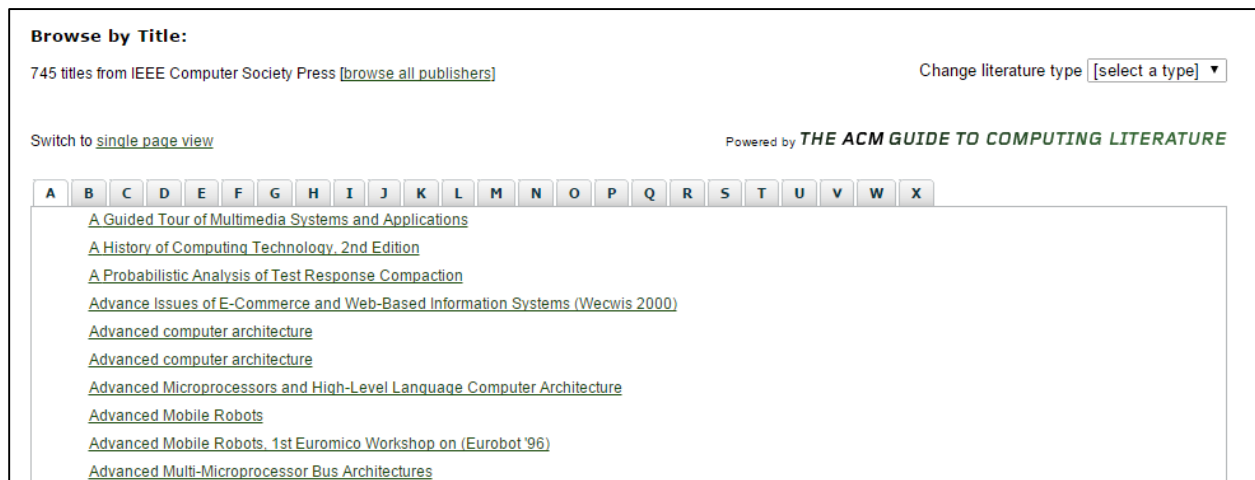


Image 6: Browse titles from the IEEE Computer Society Press.